

Girl Scout Council of Greater New York, Inc.
43 West 23rd Street, New York, NY 10010-4283
(212) 645-4000 ext. 215 Fax (212) 645-4599

| |
|--|
| <p>Suggested filing date for 2009 G.S. Year: 4/16/10</p> <p>APPROVED: Date: _____ By _____</p> <p>RETURNED FOR REVISION: Date: _____ By _____</p> |
|--|

2009-2010 Girl Scout Silver Award Final Report Form

**** A report form may be submitted at any time throughout the year after you have completed the Silver Award requirements. The mandatory filing date must be adhered to if you wish to receive your Silver Award before your May/June Court of Awards. You will receive notification within 4 to 6 weeks of receipt of your form. Otherwise, it must be submitted by September 30th of the same membership year you complete 8th grade (for example, if you complete 8th grade in June 2010 it would be due by September 30, 2010).**

Please type or print in black ink. Make a copy for your advisor and yourself.

This Final Report form follows the current steps as outlined in the Girl Scout Silver Award *Go For It!* STUDIO 2B small binder insert. If you began work on the Silver Award using the *Cadette Girl Scout Handbook*, please contact the Council to discuss your situation.

PART I: PERSONAL DATA

Name: _____ Phone: (____) _____

E-mail address: _____

Address: _____

Apt.# _____ City: _____ Zip: _____

Age: _____ DOB: _____ Grade: _____ School Name: _____

Troop/Group #: _____ Meeting Place: _____ Cadette GS since mo/yr: ____/____

Name of Project Advisor: _____ Advisor's Phone #: (____) _____

Advisor's Address: _____ Apt.# _____ City: _____ Zip: _____

Name of Leader: _____ Leader's Phone # (Day): (____) _____

Leader's Phone # (Eve): (____) _____ Leader's Address: _____ Apt. #: _____

City: _____ Zip: _____ Leader's E-mail address: _____

Title of Project: _____


Start Date: _____ Completion Date: _____

Is this a joint project? If yes, please list the Girl Scout(s) that completed the project with you.

SIGNATURES




Your Signature: _____ Date: _____

Leader/Advisor Signature: _____ Date: _____

 This symbol indicates that for the item listed you must provide the completion date AND a Leader/Advisor signature. Answers should be TYPED on separate paper.





PART II: STEPS 2-4: Must be completed before any work is begun on the Silver Award Project.

STEP 2: GIRL SCOUT SILVER LEADERSHIP AWARD

1.  Name the 3 Interest Projects you completed and describe how each related to the three sections of the Girl Scout Law. (See Studio 2B *Go For It! Silver Award* pages 11-12)
2.  Name the goals you set toward completing the STUDIO 2B Focus Book *uniquely me! The Real Deal* and describe how you accomplished them.
3.  Describe how you spent at least 15 hours in a leadership role.





STEP 3: GIRL SCOUT SILVER CAREER AWARD

Explain how you completed the four steps for this award:

1.  What's Out There?
2.  Who's Out There?
3.  Be Your Own Boss
4.  Keep A Journal

STEP 4: GIRL SCOUT SILVER 4 BS CHALLENGE AWARD

Describe what you did for each of the 4B's Challenges. (See Studio 2B *Go For It! Silver Award* pages 19-23)

1.  Become
2.  Belong
3.  Believe
4.  Build

PART III: GIRL SCOUT SILVER AWARD PROJECT (Answers should be typed.)

1. Explain exactly what you did for your project. Then...
 - a. Describe the need or problem in your community that your project addressed.
 - b. Explain what you achieved and who benefited. (e.g. How many people?)
2. Describe how your project reached an audience/made an impact in your community beyond Girl Scouting.
3. Discuss your reasons for selecting this project.
4. Is this a joint project? (It is strongly recommended that no more than three girls work together on a project.)
 - a. If yes, please describe how your specific responsibility when completing this project was different than those of your project members.
5. Discuss the personal strengths, talents and skills that you put into action.
6. Describe the steps involved for putting your plan into action, including facilities and/or equipment needed.
7. Explain how you evaluated the effectiveness/success of your project.

- Describe the specific ways you evaluated your work. (For example: surveys, evaluation forms, number of participants, etc.)

8. List the names of advisors and resources you used.

9. Describe the overall project expenses and how you met these costs.

PART IV: ADDITIONAL ITEMS

1. Attach your time log listing the date, description and amount of time spent.

2. Attach any documentation, copies of correspondence, samples and pictures that can illustrate your project, if applicable.

3. Please answer the following questions:

- a. Have all of the initial steps (Part II, Steps 2-4) been completed prior to beginning work on the project (Part III)? Yes No
- b. Does your project go beyond Girl Scouting in some way? Yes No
- c. Is your project in keeping with the standards of *Safety-Wise*, GSUSA and the Girl Scout Council of Greater New York? Yes No
- d. If this is a group project, is your log written in your own words and does it explain your individual/separate responsibility (i.e. some of the time on your log should be work done alone on your part of the project and some of the time should be work done as part of the group)? Yes No

(You must be able to answer "yes" to all of these questions prior to submission of this report)

MAIL YOUR FORM (BY THE DEADLINE) TO:**

Gold and Silver Awards Committee
Girl Scout Council of Greater New York
43 West 23rd Street
New York, NY 10010